

SELECTED DESIGN AREA

PAR REPRESENTS SPIRIT OF LEGISLATION

PAR DENSE UNDERSERVED

PAR CONNECTIONS - SCHOOLS PARKS

PAR JOINING OF COMMUNITIES - CONFLUENCE FOR COMMUNITIES YOUTH INVESTMENT

W&E SYCAMORE PARK DEBS PARK connect METRO line

W&E connection w/ schools child care community partners







W&E multiple Stations




W&E S.W. Museum RFP

PAR connect to Bikeways connects different communities

W&E Study Confluence connection connect w/ schools

Legend

-  Los Angeles River and Tributaries
-  Tributary Corridor
-  Cities
-  Design Area
-  Opportunity Area
-  School

- CalEnviro 95 Percentile Range**
-  75% to 84%
 -  85% to 94%
 -  95% to 100%

UPPER LA RIVER AND TRIBUTARIES REVITALIZATION PLAN Opportunity Design Areas DRAFT

Design Area: Heritage Square

